









Annex 10: Group Structure

	Local Subsidiaries			
	Commercial Development Co. PLC	CBC Tech Solutions Ltd.	Serendib Finance Ltd.	Commercial Insurance Brokers (Pvt) Ltd.
				
Incorporated on	March 14, 1980 in Sri Lanka	February 17, 2003 in Sri Lanka	February 18, 1987 in Sri Lanka	August 17, 1987 in Sri Lanka
Bank's Holding	 90.00% (92.41% as at December 31, 2018)	 100%	 100%	 58.00%* (18.48% as at December 31, 2018)
Principal Business Activities	Property Development	Provision of IT Related Services	Leasing and Hire Purchase Financing	Insurance Brokering
Business Address	4th Floor, No. 8-4/2, York Arcade Building, Leyden Bastian Road, Colombo 01.	"Commercial House", No. 21, Sir Razik Fareed Mawatha, Colombo 01.	No. 187, Katugastota Road, Kandy.	No. 347, Dr Colvin R De Silva Mawatha, Colombo 02.
Contact Numbers	+94 11 330 1877 +94 11 330 1878	+94 11 257 4417	+94 81 221 3498 +94 81 220 0272	+94 11 760 0600
Board of Directors				
Chairman	B R L Fernando	Prof A K W Jayawardane	K G D D Dheerasinghe	M P Jayawardena
Managing Director/CEO	S Renganathan	Keerthi Mediwake	D M U N Dissanayaka	R A M Seneviratne
Director	A L Gooneratne	K D N Buddhipala	A N P Sooriyaarachchi	D M D K Thilakaratne
Director	A T P Edirisinghe	Mrs S A Walgama	Dr (Ms) J P Kuruppu	U I S Tillakawardana
Director	L D A Jayasinghe	A N P Sooriyaarachchi	S R Pushpakumara	W M N S K Weerapana
Director	U I S Tillakawardana	K S A Gamage	S M S C Jayasuriya	D J D P Hettiarachchi
Director		S Prabagar	D S Bandara	
Director				
Company Secretary	L W P Indrajith	M P Dharmasiri	W R U N Wijesundara	Ms Y A Kularathna

Summary of Financial Information

	2019	2018	2019	2018	2019	2018	2019	2018
	Rs. Mn.	Rs. Mn.	Rs. Mn.	Rs. Mn.	Rs. Mn.	Rs. Mn.	Rs. Mn.	Rs. Mn.
Total assets	3,343.931	3,024.791	250.715	171.254	7,431.856	5,425.100	379.192	344.009
Total liabilities	443.223	422.475	73.151	48.420	5,308.109	3,555.235	92.824	88.502
Net assets	2,900.708	2,602.316	177.564	122.834	2,123.748	1,869.864	286.368	255.507
Total revenue	453.849	396.770	350.985	212.438	1,150.666	851.542	255.178	268.139
Profit before tax	412.990	368.786	110.861	89.123	116.417	(38.913)	62.891	56.965
Profit after tax	363.217	328.546	79.699	64.248	78.859	(30.762)	45.791	32.828
Dividend per share (Rs.)	6.00	5.50	50.00	50.00	-	-	-	16.67

(*) Acquired on August 5, 2019

Local Associates	Foreign Subsidiaries			
Equity Investments Lanka Ltd.	Commex Sri Lanka S.R.L. – Italy	Commercial Bank of Maldives Private Limited	CBC Myanmar Microfinance Company Limited	
				
August 8, 1990 in Sri Lanka	December 2, 2008 in Italy	March 24, 2015 in Maldives	April 4, 2017 in Myanmar	Incorporated on
 22.92%	 100%	 55%	 100%	Bank's Holding
Venture Capital Financing	Money Transfer and Money Exchange	Banking	Microfinancing	Principal Business Activities
No. 108 A, 2/1, Maya Avenue, Colombo 06.	No. 34, Via Giacomo Leopardi, Rome, Italy.	H Filigasdhoshuge, Ameer Ahmed Magu, K. Male 20066, Maldives.	No. 15, Office Street, Ward 4, Lewe Township, Naypyitaw, Myanmar.	Business Address
+94 11 537 3746 +94 11 250 7605 +94 11 250 7606	+39 06 4885838 +39 06 48986390	+96 03332668	+95 6730566	Contact Numbers
M J C Amarasuriya	K D N Buddhipala	Ahmed Nazeer	K G D D Dheerasinghe	Board of Directors Chairman
A H M Riyaz		S Renganathan	R C P Kalugamage	Managing Director/CEO
Deshamanya S E Captain	J Premanath	S C U Manatunge	Mrs S A Walgama	Director
J D Peiris	U K P Banduwansa	U I S Tillakawardana	D J D P Hettiarachchi	Director
J B Abu Baker	Daniele Rodia	Dr Ibrahim Vishan		Director
W I Arambage	Dr (Ms) Antonia Coppola	Adam Saleem		Director
K C Vignarajah				Director
M H Wijewaradene				Director
Mrs R R Dunuwille	Mrs N Gamage	Ms Fathmath Muaza	R C P Kalugamage	Company Secretary

2019 Rs. Mn.	2018 Rs. Mn.	2019 Rs. Mn.	2018 Rs. Mn.	2019 Rs. Mn.	2018 Rs. Mn.	2019 Rs. Mn.	2018 Rs. Mn.	
253.351	258.053	240.854	128.555	19,464.317	14,240.806	432.050	323.117	Total assets
5.439	4.553	65.411	90.782	16,680.741	11,774.754	19.256	4.215	Total liabilities
247.912	253.500	175.443	37.773	2,783.575	2,466.052	412.794	318.902	Net assets
22.672	23.265	16.230	81.867	657.374	821.711	40.013	5.461	Total revenue
(1.379)	0.840	(100.829)	(38.555)	450.343	427.243	(13.122)	12.696	Profit before tax
(1.480)	(0.241)	(100.829)	(38.199)	328.948	270.671	(12.594)	12.696	Profit after tax
–	–	–	–	–	–	–	–	Dividend per share (Rs.)